


SUSPENDED PERMANENT MAGNETIC SEPARATOR APPLICATION SHEET

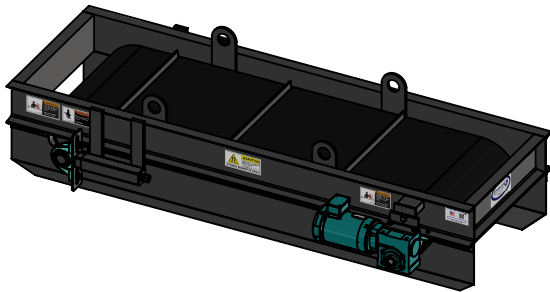
INDICATE STYLE/POWER PREFERENCE

MANUAL CLEANING



- XMG SUPER POWER
- HMG STANDARD POWER

SELF-CLEANING



- CBX SUPER POWER
- CBM STANDARD POWER

CONTACT INFORMATION

Name _____

Company Name _____

City _____

State _____

Phone _____

E-mail _____

APPLICATION DATA

Date _____

Conveyor Belt Width _____

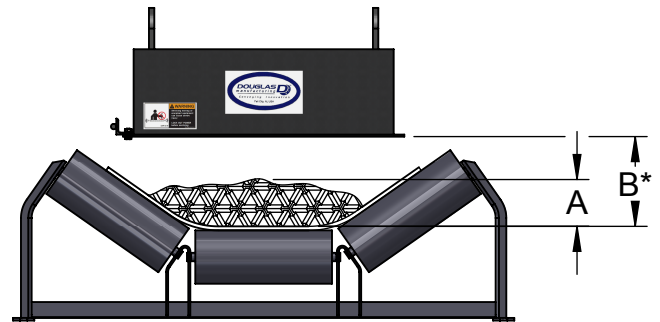
Belt Trough Angle

- 0° (Flat) 20° 35° 45°

Conveyor Belt Speed _____

Burden Depth "A" _____

Mounting Height "B"* _____



Conveyed Product _____

Mounting Alignment

- Cross-Belt
- In-Line

Description of ferrous metals to be removed

Additional Information

* Mounting height of magnet to be determined by customer based on the required clearance. Note that the closer the magnet face is to top cover at belt centerline the more effective the magnet.